


# US INFANTRY

## Sprue contents:

- |   |  |
|---|--|
| 1: M1910 canteen                                      | 25: BAR left arm                                   |
| 2: M1910 canteen and 225Q combat knife                | 26: Right arm with BAR                             |
| 3: M1910 canteen and M1936 musette bag                | 27: Lunging body                                   |
| 4: Plain M1 helmet                                    | 28: Running body                                   |
| 5: Net-covered M1 helmet                              | 29: Crouching body                                 |
| 6: M1928 haversack with M1910 entrenching tool        | 30: Right arm with M3A1 'Grease Gun' SMG           |
| 7: M1928 haversack                                    | 31: Grease Gun left arm                            |
| 8: Right arm throwing grenade                         | 32: Right arm                                      |
| 9: Left arm with M1936 musette bag                    | 33: Right arm with combat shotgun                  |
| 10: M1 Garand left arm                                | 34: Right arm with Bazooka rockets                 |
| 11: Right arm with M1 Garand rifle                    | 35: Right arm with M1 Bazooka                      |
| 12: Right arm with M1 Garand rifle                    | 36: Bazooka left arm                               |
| 13: M1 Garand left arm                                | 37: Fragmentation grenades                         |
| 14: M1937 BAR ammunition pouches                      | 38: M1943 entrenching tool                         |
| 15: M1937 BAR ammunition pouches with first aid pouch | 39: Right arm firing Thompson SMG                  |
| 16: Left arm carrying M1 helmet                       | 40: Thompson SMG left arm                          |
| 17: Left arm with M1 carbine                          | 41: Left arm with M6A1 Bazooka rocket              |
| 18: Striding body                                     | 42: Right arm with cigarette                       |
| 19: Braced body                                       | 43: Left arm carrying 1903 model Springfield rifle |
| 20: Advancing body                                    | 44: M1916 leather pistol holster                   |
| 21: Arms with M1 carbine                              | 45: Right hand with M1911A1 Colt 45 pistol         |
| 22: Map case  | 46: M1941 'Jeep' cap                               |
| 23: Arms firing M1 Garand rifle                       | 47: SMG magazine pouches                           |
| 24: Right arm with Thompson SMG                       | 48: Ammunition bandoliers                          |




# US INFANTRY

The Bazooka was a man portable weapon offering much-welcomed anti-tank capabilities for the American GI. Our version of this famous weapon is the M1A1 although it can easily be converted to the earlier M1 by cutting off the forward pistol grip.





The uniforms these figures wear are ideal to represent US Army troops throughout the war. Although during mid-late 1944 the M1943 uniform was beginning to be phased in, it was a gradual process and many GIs would still be wearing earlier kit at the war's end. Many different colours, materials and cuts of the tunics and trousers saw service and over time these would fade through wear-and-tear and exposure to the sun as we can see here.



To avoid making them targets for enemy snipers US Army officers tended to dress much like their subordinates. Here the officer is denoted by his pistol and map case but otherwise dresses as per his men. This medic carries a pistol for self defence although many went unarmed.

Included with this set is a full-colour waterslide decal sheet to add insignia and other fine details to your newly painted US Army models. In addition to helmet markings, collar tabs and ranks badges are Military Police, Medic and National flag markings. This sheet covers 1st Infantry Division 'The Big Red One'. Decals for other divisions are available on the Warlord Games website: [www.warlordgames.com](http://www.warlordgames.com)



This set contains options for both the M1928 haversack with attached M1910 entrenching tool (left) or separate M1943 entrenching tool. This allows you to build your GIs for use throughout the war - be it in America's early forays in the Mediterranean during Operation Torch in 1942, the landings in Sicily during Operation Husky or the push from the D-Day landings to the fall of the Third Reich.